

VOICE COIL

THE PERIODICAL FOR THE LOUDSPEAKER INDUSTRY

Testbenched:



ET 448

28mm dome tweeter

PHOTO 2: Morel ET448.



FIGURE 8: Morel ET-448 free-air impedance plot.

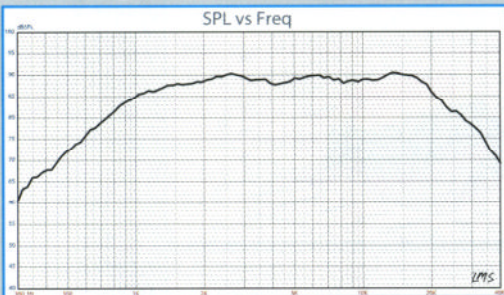


FIGURE 9: ET-448 on-axis response.

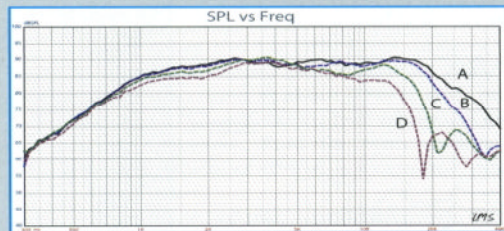


FIGURE 10: Horizontal on- and off-axis frequency response (A = 0°; B = 15°; C = 30°; D = 45°).

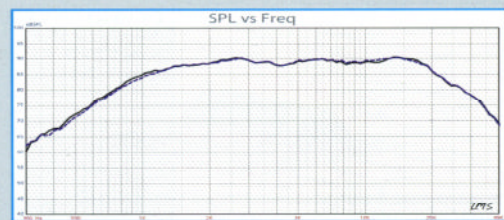


FIGURE 11: Two-sample SPL comparison.

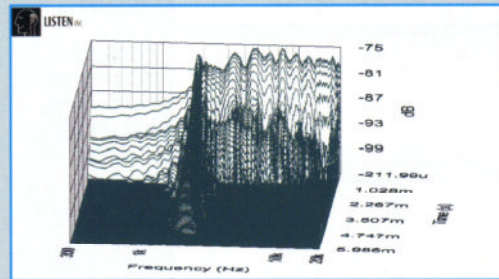


FIGURE 12: SoundCheck CSD waterfall plot.

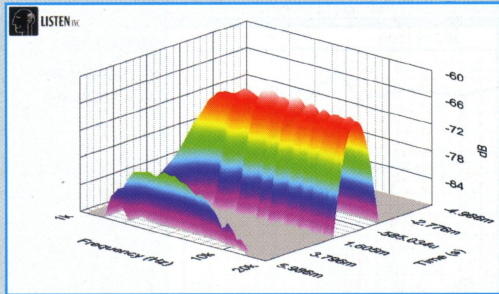


FIGURE 13: ET-448 SoundCheck STFT surface intensity plot.

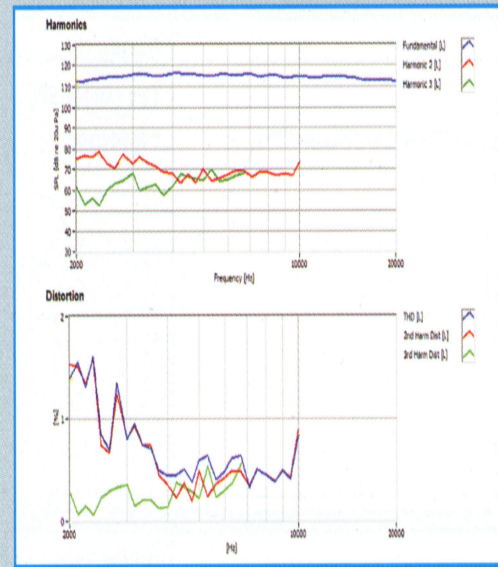


FIGURE 14: Morel ET-448 SoundCheck distortion plots.